

Murrieta Maritime

Discovery Isle
23785 Washington Ave.
Murrieta, CA 92562
(951) 304-3033

MAY 2016


What's Happening Under the Sea?

We are soaring into summer! The time has flown by fast this year, and we are looking forward to our fun and exciting summer.



We are planning our "move-ups" for children moving from the 2's, 3's & 4's. Our Pre-Kindergarteners are getting ready to leave for Kindergarten, which leaves our preschool classrooms to take over the Pre-K! Our little two/three's will also start to move up to the Intermediate classrooms- Can you believe they're turning three already?

We have such a busy summer ahead of us!



We look forward to fun summer activities, water play, and our upcoming spirit days.

Ms. Renee

Dates to Remember in May:

May 2-6: Mixed Bag Fundraiser

May 4: Spirit Day- wear your school shirt!

May 6: Muffins with Mom

May 8: Mother's Day

May 9-13: Teacher Appreciation Week

May 10: Spirit Day- wear your school shirt!

May 19: Spirit Day- wear your school shirt!

May 27:

Spirit Day: wear Red, White & Blue to celebrate our Armed Forces

May 30: Center is CLOSED for Memorial Day!



The week of May 9th-13th, we will be celebrating Teacher Appreciation Week!

Our theme is

"Celebrate Our All Stars!"

We have a lot of fun things planned for our teachers -
We have a special "line up" of surprises everyday, thanking them for all of their hard work and dedication to making our center so awesome!

You should have received an information packet for the themes each day - please see the front desk if you have any further questions.

Full information and daily schedule on 2nd page!



Muffins with Mom

We would like to invite all of our Moms to come and enjoy muffins for breakfast with your child(ren) on **Friday, May 6th** in honor of Mother's Day.

We will have muffins and juice available from 7am to 8:30am.



We hope that we can be the start of an enjoyable Mother's Day weekend!



St. Jude Trike-A-Thon was a HUGE success!

Our little riders raised \$2051 to help the families of St. Jude.

Thank you to all who made that possible!



Thanks to your generosity, our center received over \$700 in free books for our school and classroom libraries.

SCHOLASTIC
BOOK FAIRS

We are so lucky to have such supportive families at our school!



Special Spirit Day for May:

Friday, May 27th, wear your Red, White and Blue to show support for our Armed Forces & those who protect our country!


Please remember
Our center is
CLOSED ON
Monday, May 30th!



THANKS TO OUR ALL STAR TEAM!

WE WILL BE CELEBRATING TEACHER APPRECIATION WEEK FROM MAY 9-13, 2016.

WE HAVE ATTACHED A "LINEUP" FOR THE WEEK, WITH SUGGESTED THEMES FOR EACH DAY. WE HOPE THIS OUTLINE WILL HELP YOU WHEN PLANNING OUT THE WEEK. THESE ARE MERELY SUGGESTIONS AND YOU ARE WELCOME TO PARTICIPATE IN AS LITTLE OR AS MANY DAYS AS YOU WOULD LIKE. WE KNOW THAT OUR FAMILIES ARE BUSY, ON THE GO, AND MAY FEEL PRESURED OR OBLIGATED TO PARTICIPATE. WE DO NOT WANT ANYONE TO FEEL OBLIGATED TO PARTICIPATE IN THIS WEEK'S FESTIVITIES.



Teacher Appreciation Week



MONDAY 5/9
There is nothing designated for today. If your child does not attend on a particular day this week, but you would still like to participate, you are more than welcome to bring the corresponding item ahead of time- we will be sure it is given to them on the appropriate day.



Remember, these themes are merely suggestions. If you have something you would like to bring instead, please do!



TUESDAY 5/10
Thanks for "Pitching" In

"Pitch In" a special item to include in your teacher's gift basket for today. Some ideas can include: pampering items, candles, lotions, stationary, magazine, etc. Each teacher will have a "What I Like" posted outside their classroom, if you would like ideas of their favorite things.



WEDNESDAY 5/11
"Hot Dogs!
Cotton Candy!
Cracker Jacks!"

You know the best part of the game is the concession stand snacks!!!

Bring treats (snacks, drinks, candy, etc.) to add to your teacher's personal "Concession Stand"



THURSDAY 5/12
Thanks for Covering All The Bases!

Our teachers do it all...and what better way to thank them by sending them on a fun little shopping spree?

We would like to make a gift card collection for each teacher. Gift cards can be from their favorite restaurant, store, frozen yogurt, ice cream, etc.

Again, this is only a suggested theme for today- please only participate in the events you would like to!



FRIDAY 5/13
Closing Ceremonies

We will be closing out our "season" of Teacher Appreciation with a special baseball themed luncheon for the staff!

Please stop by the front desk if you would like to donate items for our luncheon.

Thanks for helping us make this week a HOMERUN!



Sun Block

Please remember that you need to have a permission slip and a bottle of sun block on file for us to apply sunscreen on your child. Remember, it is your responsibility to apply sun block in the morning before arriving, and we will reapply sun block before going outside in the afternoon. We are not authorized to apply sun block on your child's face. We do not want your child to perspire in the sun and have the sunscreen run into their eyes. You can apply it in the morning, and if you are concerned with exposure in the afternoons, providing a hat is a great way to keep your child's face safe from the sun! Keep in mind that sunscreen needs to be replaced yearly, so it might be time to replace your sunscreen, as well. Check with your child's teacher to ensure your sunscreen is up-to-date. Thank you for your understanding!



Pre-K Families - Save the Date!

Dear Pre-K Parents,

Just as a reminder, we have started planning our "moves" for the summer. You will be receiving your "last day slips" in your mailbox this week. Having you turn in your "last day slips" helps us plan our moves for all the rest of our classrooms. Please remember that you are more than welcome to have your child stay with us up until the time they go to kindergarten. We just need an idea of how long we get to hold on to them before they are off to kindergarten!

We will be having graduation pictures taken of the children, Wednesday, June 15th from 8:00-10:00am. If your child is not scheduled on that day, please stop by during the scheduled times to have your child's picture taken. They are a great keepsake you will not want to miss!

Graduation is coming up fast. We will be having a graduation ceremony for the children with caps and gowns, and a special presentation for the parents from the children. We will be giving out more information on this as we get closer to the date!


Room 5 and 6 graduation: Thursday, June 30th at 11:00 a.m.

Invitations to follow later this month!



Top Ten Ways to Raise a Lifelong Reader

1. Read to/with your child everyday, for at least 15 minutes, even when your child is old enough to read independently.
2. Create reading rituals. Cuddle together in the same comfortable space at the same time every for bedtime stories; read a chapter book aloud at the breakfast table; pick out new books every time you go on vacation.
3. Keep a running conversation: Talk about books you are reading as you read them. Ask your child open-ended questions about the plot and characters.
4. Show your child that you're a reader. Kids are more likely to grow up loving to read if they see that you enjoy it too.
5. Surround your child with words- spoken and written- from birth. Even the simplest everyday conversations build his vocabulary and sound-recognition skills. Frequent exposure to letters and print helps pre-readers learn the alphabet and recognize words by sight. Have fun with language: Sing songs, read rhymes, play word games.
6. Get your child a library card and make a regular date for visits to the library.
7. Make books available in every room of your home- as well as your car- so that reading can happen spontaneously.
8. Feed a passion: Help your child find books, magazines, and other written materials that relate to a special interest or hobby.
9. Limit "screen time" (TV, video games, and computer games) so that it does not cut into time better spent reading.
10. Writing supports reading and vice versa. Provide crayons, pens, pencils and paper and encourage your child to write. Anything will do: letters, shopping lists, journal entries, original stories, etc.



Yummy Spring Ladybugs

For potlucks that are kid-friendly, I naturally think of recipes that can be served in individual portions. These luscious ladybugs are always a crowd-pleaser, and a snack parents won't mind their kids filling up on.

RECIPE INGREDIENTS:

- Red grapes
- Strawberries
- Mini chocolate chips
- Honeydew melon



1. For each one, push half of a red grape onto a trimmed wooden skewer for the head.

2. Next, push on a hulled strawberry body and score the back to create wings.

3. For spots, use a toothpick to gently press mini chocolate chips, tips down, into the fruit. Arrange the skewers on a honeydew melon half.

RECIPE INGREDIENTS:

- 1 cup diced fresh mozzarella
 - 1/3 cup thin pepperoni slices, quartered
 - 1 cup halved grape tomatoes
 - 1/2 cup fresh mushrooms, sliced
 - 3/4 cup diced green bell pepper
 - 1 (2.25 ounce) can sliced olives, drained
 - Small head of leafy lettuce
 - 1/2 cup salad croutons
- ### ITALIAN DRESSING:
- 1/3 cup olive oil
 - 2 tablespoons red wine vinegar
 - 2 tablespoons Parmesan
 - 1/4 teaspoon salt
 - 1/8 teaspoon pepper
 - Pinch of sugar

Not Your Everyday Pizza

Cheese, pepperoni, olives, and other classic pizza toppings make this flavorful salad a sure hit. To complete the illusion, serve it with soft breadsticks.

1. Combine all the dressing ingredients in a large bowl and whisk the mixture well.

2. Add the mozzarella, pepperoni, tomatoes, mushrooms, bell pepper, and olives to the bowl and toss the mixture to distribute the dressing.

3. Serve the salad on a bed of lettuce and top it with croutons just before eating. Serves 6.

