

Discovery Isle
23785 Washington Ave.
Murrieta, CA 92562
(951) 304-3033

Murrieta Maritime

December 2020

What's Happening Under the Sea?

Can you believe it is December already? I am sure you are finding yourselves quite busy getting ready for the Holiday Festivities, although they may look very different this year.


We have many fun dress up days planned for the children this month!

On behalf of the entire Discovery Isle Preschool staff, we would like to wish you and your family a safe and happy holiday season!

Ashley Kerr, Principal

We will have a special visitor with us this month. Our Elf will be visiting and reporting back to "The Big Guy" about all of the exciting things that are going on around Discovery Isle!

For those of you that don't know- the Elf on the Shelf tends to be quite mischievous! You never know what types of things he may do each night while we are away.



Project T.O.U.C.H

Thank you to all of our families that signed up to sponsor a child this holiday season. Please return your pajamas and book by the morning of December 8th so we can deliver.

Thank you!



10 Low-Cost Activities To Do With The Kids

1)Go to the library - Most libraries have story times for children once a week. Take advantage of their free events like concerts, art and crafts classes and science shows. Most libraries also have computers available so the kids can try out different software. Call your local library for a list of events.

2)Walk, Walk, Walk - Load the babies in the stroller, put the little kids on the bikes, get the teenagers off the couch and go out and walk. Not only will you and your children be getting exercise but also it is a good way for the kids to relax and talk to you about what's going on in their lives. A great stress reliever.

3)Check out your Local Community Center - Community Centers offer a wide variety of classes from swimming to karate, from dance to calligraphy. Community Centers offer classes at an already low price but most have "scholarships" for families and students which will reduce or eliminate class fees.

4)Picnic in the Park - Pack a picnic lunch and head for a park with a playground. The smaller kids will keep busy on the swings and ladders while the older kids can bring a Frisbee or soccer ball to play with. Plop down a blanket for the kids, bring a lawn chair and book for yourself, and let the kids wear themselves out.

5)Community events - Zoos and children's museums usually have reduced and/or free days for children. Plays and symphonies often have free performances during dress rehearsals. Pick up a free parenting "throw away" paper usually found at libraries, community centers and schools. These papers are a good source of free events in your community.

6)Movie night - Rent a couple of movies or, better yet, most libraries will let you check out videos for free. Have everyone put on their pajamas, pop popcorn and bring out the blankets to cozy up with.

7)Game night - Turn off the TV, turn on the radio and bring out the games from the closet. Play a different game each week. Check out a card game book at the library and learn to play different card games.

8)Go to church - Find a church that fits your philosophy and beliefs. When you find a good match for your family look into the events that they have. Some of the larger churches have support groups, camps for the kids (often offering scholarships), picnics and other events. A nice tradition to start in your family.

9)Garden - From the littlest to the teenagers, everyone can help with the garden. Have the kids decide on their own flowers and vegetables to plant. Easy to grow plants include sunflowers and geraniums. If you don't have room for a garden, grow container plants on your deck or start an herb garden on your windowsill. Have the kids water and fertilize their plants regularly. Not only will this teach them responsibility but they'll take pride in watching their plant grow from seed to flower.

Discovery Isle
23785 Washington Ave.
Murrieta, CA 92562
(951) 304-3033

Visit our Website
[www.discoveryisl](http://www.discoveryisl.com)


Napkin Ringlets

What you need:

Pencil
Colored Card Stock
Scissors
White Glue
Glitter
Green Paper Napkins
Clear Tape



Using a large drinking glass, trace a circle on the card stock, then cut it out. Starting about 1/4 inch in, begin cutting a spiral. When you reach the center, leave a small circle. From another piece of card stock, cut out a star and decorate it with glued-on glitter. Glue the star onto the center of your spiral. Roll your napkin into a cone (the tree) and tape it to secure. Pull your spiral apart and place over the napkin, cutting off any excess spiral. To make your trees stand tall, put them over your drinking glasses when you set the table.



Magic Reindeer Food

You will need:

1/2 cup Oatmeal
Glitter
Small plastic bag
Heavy construction paper
Markers

How To Make It:









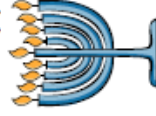










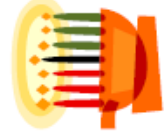




1. Mix the oatmeal and glitter then put it into a small plastic bag.
2. Cut a 2" x 4 1/2 inch rectangle from the construction paper.
3. On the paper write this poem:

*On Christmas Eve, sprinkle the Magic Reindeer Food on your lawn.
The Magic Glitter sparkling in the moonlight and the smell of the oats
will guide the reindeer to your house!*

4. Attach the poem to the plastic bag.

December 2020



Mon	Tue	Wed	Thu	Fri
	1  Grinch Day! Dress like the Grinch, Wear Green, or Dress like a Who from WhoVile	2  Make Holiday Ornaments	3  Make Holiday Ornaments	4 Pizza Lunch! \$5 
7  Wear PJ's all Week to help promote our pajama and book drive.	8  pajamas & pancakes Breakfast for Lunch \$5	9  Pajama Day!	10  Gingerbread House Decorating	11  Hanukkah Begins Wear Blue
14 Not Too Hot Hot Chocolate & Marshmallous 	15 Dress like an Elf 	16 Wear an ugly Sweater 	17 Wear a Santa Hat 	18 Wear Holiday Shirt 
21 	22 Wear your holiday socks! 	23 Pajama Day! 	24  Center Closed	25  Center Closed
28 Kwanzaa 	29 	30 Pajama Day! 	31  Center Closed	1  Center Closed